

SPAY.U

GLOBALX.CA/SPAY-U

Global X Short-Term U.S.
Treasury Premium Yield ETF

ETF Category: Enhanced Income



REASONS TO CONSIDER

Targeted Duration

Rules-based selection and rebalancing of U.S. Treasuries, generally targeting a duration of less than 3 years.

Active Options Program

Seeks to reduce downside risk and improve income earning potential by adjusting put and call coverage based on market conditions.

High Monthly Distributions

Designed to provide a consistent monthly interest income and option premiums.

KEY INFORMATION


As at Apr. 30, 2024

Ticker	SPAY.U
CUSIP	379943103
Inception Date	Oct. 4, 2023
Exchange	Toronto Stock Exchange
Currency	USD
Currency Hedging	No
Net Assets	\$47,702,575

MANAGEMENT FEES

Management Fee	0.35% (plus applicable sales tax)
Management Expense Ratio	0.45% as at Dec. 31, 2023

RISK RATING



Low

INVESTMENT OBJECTIVE

SPAY.U seeks to provide: (a) exposure to the performance of a portfolio of U.S. Treasury securities, generally targeting a duration less than 3 years; and (b) high monthly distributions of interest income and option premiums. To generate premiums and reduce volatility, SPAY.U will employ a dynamic option program.

TOP HOLDINGS (%)

As at Apr. 30, 2024

HORIZONS 0-3 MONTH US T-BILL ETF	90.06%
iShares 20 Plus Year Treasury Bond ETF (TLT)	9.85%
CANADIAN DOLLAR	0.17%
CASH	0.17%

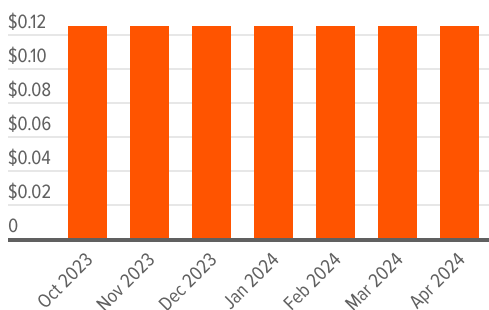
PORTFOLIO INVESTMENT METRICS

As at Mar. 31, 2024

Percent Written by Month End	14.49%	Weighted Average Duration	2.134
Average OTM % When Written	0.92%	Weighted Average Yield to Maturity	5.402
Percentage of Options OTM by Month End	59.20%	Weighted Average Maturity	3.248
Standard Deviation	2.66%	Average Credit Quality	AA+

Holdings are subject to change.

PREVIOUS 12-MONTH DISTRIBUTIONS



DISTRIBUTION DETAILS

Most Recent Distributions Per Unit	\$0.12500
12-Month Trailing Yield	--
Distribution Frequency	Monthly
Record Date	Apr. 30, 2024

FUND DETAILS

Investment Manager	Global X Investments Canada Inc.
Eligibility	All Registered and Non-Registered Investment Accounts



ANNUALIZED PERFORMANCE (%)

	1M	3M	6M	YTD	1Y	3Y	5Y	10Y	Since Inception*
Fund	--	--	--	--	--	--	--	--	--

*Investment fund regulations restrict the presentation of performance figures until a fund reaches its one-year anniversary.

The indicated rates of return are the historical annual compounded total returns, including changes in unit/share value and reinvestment of all distributions, and do not take into account sales, redemption, distribution or optional charges, or income taxes payable by any securityholder that would have reduced returns. Additionally, index returns do not take into account management, operating, or trading expenses. The rates of return above are not indicative of future returns. Investment funds are not guaranteed, their values change frequently, and past performance may not be repeated. The indices are not directly investible. Only the returns for periods of one year or greater are annualized returns.

CALENDAR YEAR PERFORMANCE (%)

	2016	2017	2018	2019	2020	2021	2022	2023
Fund	--	--	--	--	--	--	--	--

Investment fund regulations restrict the presentation of performance figures until a fund reaches its one-year anniversary.

CREDIT RATINGS


As at Mar. 31, 2024



Ratings are subject to change.

TOP GEOGRAPHIC EXPOSURE (%)

As at Mar. 31, 2024



Exposures are subject to change.

DEFINITIONS

Annualized Distribution Yield: The most recent regular distribution (excluding additional year end distributions) annualized for frequency, divided by current NAV.

Management Expense Ratio: Management expense ratio ("MER") is based on total expenses, including sales tax, (excluding commissions and other portfolio transaction costs) for the stated period for each ETF and is expressed as an annualized percentage of each ETF's daily average net asset value during the period. Out of its management fees, the Manager pays for such services to the ETF as investment manager compensation, service fees and marketing.

Net Assets: The value of all assets, less the value of all liabilities, at a particular point in time. (Includes all classes of this ETF.)

Risk Rating: Risk Rating is based on how much the ETF's returns have changed from year to year. It doesn't tell you how volatile the ETF will be in the future. The rating can change overtime. An ETF with a low risk rating can still lose money.

12-Month Trailing Yield: The yield an investor would have received if they had held the ETF over the last twelve months stated as a percentage of the net asset value per unit on the last business day of the most recent month-end.

For more information, please refer to the Fund's Annual or Interim Management Reports of Fund Performance and visit its web page.

Commissions, management fees, and expenses all may be associated with an investment in products (the "Global X Funds") managed by Global X Investments Canada Inc. The Global X Funds are not guaranteed, their values change frequently and past performance may not be repeated. Certain Global X Funds may have exposure to leveraged investment techniques that magnify gains and losses which may result in greater volatility in value and could be subject to aggressive investment risk and price volatility risk. Such risks are described in the prospectus. The Global X Money Market Funds are not covered by the Canada Deposit Insurance Corporation, the Federal Deposit Insurance Corporation, or any other government deposit insurer. There can be no assurances that the money market fund will be able to maintain its net asset value per security at a constant amount or that the full amount of your investment in the Funds will be returned to you. Past performance may not be repeated. The prospectus contains important detailed information about the Global X Funds. **Please read the relevant prospectus before investing.**

This communication is intended for informational purposes only and does not constitute an offer to sell or the solicitation of an offer to purchase investment products (the "Global X Funds") managed by Global X Investments Canada Inc. and is not, and should not be construed as, investment, tax, legal or accounting advice, and should not be relied upon in that regard. Individuals should seek the advice of professionals, as appropriate, regarding any particular investment. Investors should consult their professional advisors prior to implementing any changes to their investment strategies. These investments may not be suitable to the circumstances of an investor.

Global X Investments Canada Inc. ("Global X") is a wholly owned subsidiary of Mirae Asset Global Investments Co., Ltd. ("Mirae Asset"), the Korea-based asset management entity of Mirae Asset Financial Group. Global X is a corporation existing under the laws of Canada and is the manager, investment manager and trustee of the Global X Funds.