

# HPR

GLOBALX.CA/HPR

## Global X Active Preferred Share ETF

### Annualized Distribution Yield

# 4.42%



#### KEY INFORMATION

As at May. 13, 2024

Ticker	HPR
CUSIP	37892R103
Inception Date	Nov. 22, 2010
Exchange	Toronto Stock Exchange
Currency	CAD
Currency Hedging	N/A
Net Assets	\$1,070,295,136

#### MANAGEMENT FEES

Management Fee	0.55% (plus applicable sales tax)
Management Expense Ratio	0.62% as at Dec. 31, 2023

#### RISK RATING



Medium

### REASONS TO CONSIDER

#### Flexible Preferred Share Strategy

HPR seeks to provide dividend income while preserving capital by actively investing primarily in preferred shares of Canadian companies.

#### Diversified Portfolio

With the flexibility to invest in preferred shares of Canadian and US companies, fixed-income securities of Canadian and US issuers, as well as Canadian equity securities and ETFs that issue index participation units, HPR offers a diversified portfolio designed to enhance risk-adjusted returns and reduce overall portfolio volatility.

#### Active Advantage

While each security in HPR's portfolio undergoes extensive independent analysis by the team at Sub-Advisor Fiera Capital, HPR itself is not constrained by an index methodology, as Fiera Capital can choose which preferred shares to buy or sell, and when to buy or sell them.

### INVESTMENT OBJECTIVE

HPR seeks to provide dividend income while preserving capital by investing primarily in preferred shares (including securities convertible into preferred shares) of Canadian companies. HPR may also invest in preferred shares of companies located in the United States, debt securities (including LRCNs) of Canadian and U.S. issuers, other income generating securities, as well as Canadian equity securities and Listed Funds.

#### TOP HOLDINGS (%)

As at Mar. 31, 2024

Bank of Montreal - Pfd Cl B Sr 29	2.97%	Toronto-Dominion Bank - Pfd Sr 7	1.86%
Enbridge Inc - Pfd Cl A Sr 3	2.32%	Pembina Pipeline Corp - Pfd Cl A Sr 9	1.81%
Canadian Imperial Bank Commerce - Pfd Cl A Sr 43	2.24%	Toronto-Dominion Bank - Pfd Cl A Sr 5	1.73%
Royal Bank of Canada - Pfd Sr BD	2.09%	Toronto-Dominion Bank - Pfd Cl A Sr 1	1.71%
Toronto-Dominion Bank - Pfd Cl B Sr 3	2.02%	Great-West Lifeco Inc - Pfd Sr H	1.70%

#### PORTFOLIO INVESTMENT METRICS (%)

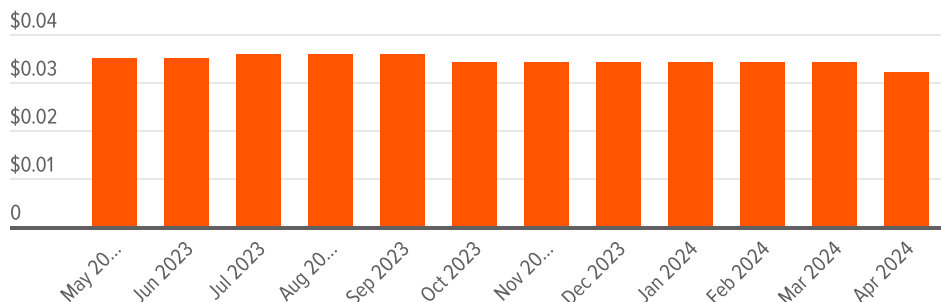
Weighted Average Duration	4.05
Weighted Average Yield to Maturity	5.43%

#### FUND DETAILS

Investment Manager	Global X Investments Canada Inc.
Sub-Advisor	Fiera Capital Corporation
Eligibility	All Registered and Non-Registered Investment Accounts

Holdings are subject to change.

### PREVIOUS 12-MONTH DISTRIBUTIONS



### DISTRIBUTION DETAILS

Most Recent Distributions Per Unit	\$0.03200
12-Month Trailing Yield	4.82%
Distribution Frequency	Monthly
Record Date	Apr. 30, 2024



**ANNUALIZED PERFORMANCE (%)**

	1M	3M	6M	YTD	1Y	3Y	5Y	10Y	Since Inception*
Fund	2.01	6.97	25.89	14.49	20.15	2.75	6.07	3.17	3.56
Index	1.22	4.86	22.46	10.96	14.60	1.13	4.49	2.07	2.49

\*Fund performance since inception, as at Apr. 30, 2024

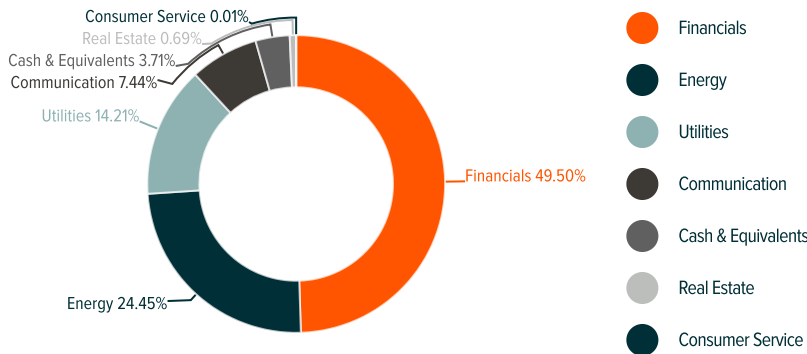
**CALENDAR YEAR PERFORMANCE (%)**

	2016	2017	2018	2019	2020	2021	2022	2023
Fund	8.83	15.52	-9.98	2.35	6.19	24.57	-18.96	7.50
Index	6.98	13.62	-7.93	3.48	6.16	19.35	-18.08	5.91

The indicated rates of return are the historical annual compounded total returns, including changes in unit/share value and reinvestment of all distributions, and do not take into account sales, redemption, distribution or optional charges, or income taxes payable by any securityholder that would have reduced returns. Additionally, index returns do not take into account management, operating, or trading expenses. The rates of return above are not indicative of future returns. Investment funds are not guaranteed, their values change frequently, and past performance may not be repeated. The indices are not directly investible. Only the returns for periods of one year or greater are annualized returns.

**TOP SECTOR ALLOCATIONS (%)**

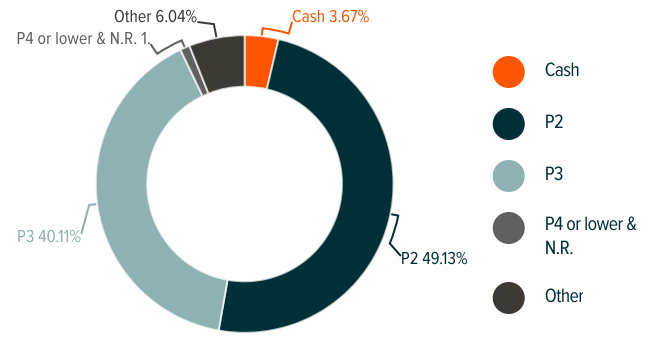
As at Apr. 30, 2024



Allocations are subject to change.

**PREFERRED SHARE RATINGS**

As at Apr. 30, 2024



Exposures are subject to change.

**DEFINITIONS**

**Annualized Distribution Yield:** The most recent regular distribution (excluding additional year end distributions) annualized for frequency, divided by current NAV.

**Management Expense Ratio:** Management expense ratio ("MER") is based on total expenses, including sales tax, (excluding commissions and other portfolio transaction costs) for the stated period for each ETF and is expressed as an annualized percentage of each ETF's daily average net asset value during the period. Out of its management fees, the Manager pays for such services to the ETF as investment manager compensation, service fees and marketing.

**Net Assets:** The value of all assets, less the value of all liabilities, at a particular point in time. (Includes all classes of this ETF.)

**Risk Rating:** Risk Rating is based on how much the ETF's returns have changed from year to year. It doesn't tell you how volatile the ETF will be in the future. The rating can change overtime. An ETF with a low risk rating can still lose money.

**12-Month Trailing Yield:** The yield an investor would have received if they had held the ETF over the last twelve months stated as a percentage of the net asset value per unit on the last business day of the most recent month-end.

**Weighted Average Duration:** Weighted Average Duration is the average duration of the underlying bonds in the portfolio or an index, as applicable, weighted by the relative size of each bond in that portfolio or index. Duration is a measure of the responsiveness of a bond's price to changes in interest rates and the Weighted Average Duration of a portfolio or Index, as applicable, is a measure of the responsiveness of that portfolio or index to changes in interest rates. Bond prices generally move inversely to interest rates.

**Weighted Average Yield to Maturity:** The yield to maturity of a bond is stated as an interest rate and represents the present value of a bond's future coupon payment plus the difference between the bond's current market price and its par value receivable at maturity. The yield to maturity considers not only the coupon income but any capital gain or loss that the investor will realize by holding the bond to maturity. It also considers the reinvestment of the coupons. The Weighted Average Yield to Maturity is the average yield to maturity of each of the underlying bonds in the portfolio or index (as applicable) weighted by the relative size of each bond in that portfolio or index.

For more information, please refer to the Fund's Annual or Interim Management Reports of Fund Performance and visit its web page.

Commissions, management fees, and expenses all may be associated with an investment in products (the "Global X Funds") managed by Global X Investments Canada Inc. The Global X Funds are not guaranteed, their values change frequently and past performance may not be repeated. Certain Global X Funds may have exposure to leveraged investment techniques that magnify gains and losses which may result in greater volatility in value and could be subject to aggressive investment risk and price volatility risk. Such risks are described in the prospectus. The Global X Money Market Funds are not covered by the Canada Deposit Insurance Corporation, the Federal Deposit Insurance Corporation, or any other government deposit insurer. There can be no assurances that the money market fund will be able to maintain its net asset value per security at a constant amount or that the full amount of your investment in the Funds will be returned to you. Past performance may not be repeated. The prospectus contains important detailed information about the Global X Funds. **Please read the relevant prospectus before investing.**

This communication is intended for informational purposes only and does not constitute an offer to sell or the solicitation of an offer to purchase investment products (the "Global X Funds") managed by Global X Investments Canada Inc. and is not, and should not be construed as, investment, tax, legal or accounting advice, and should not be relied upon in that regard. Individuals should seek the advice of professionals, as appropriate, regarding any particular investment. Investors should consult their professional advisors prior to implementing any changes to their investment strategies. These investments may not be suitable to the circumstances of an investor.

Global X Investments Canada Inc. ("Global X") is a wholly owned subsidiary of Mirae Asset Global Investments Co., Ltd. ("Mirae Asset"), the Korea-based asset management entity of Mirae Asset Financial Group. Global X is a corporation existing under the laws of Canada and is the manager, investment manager and trustee of the Global X Funds.