

EMCL

GLOBALX.CA/EMCL

Global X Enhanced MSCI
Emerging Markets Covered Call
ETF

ETF Category: Enhanced Growth,
Equity Essentials



REASONS TO CONSIDER

Magnified Growth Potential

Unlock the growth potential of 1300+ large and mid-cap companies across 24 emerging markets countries with EMCL, which uses light leverage of 25% to enhance growth potential and yield.

High-Income Potential

EMCL seeks to generate additional income through a dynamic covered call options writing program, which historically produces higher yields in periods of volatility.¹

¹Covered call writing can limit the upside potential of the underlying security.

Monthly Distributions

EMCL is designed to provide a consistent monthly income along with potential long-term capital growth.

INVESTMENT OBJECTIVE

EMCL seeks to provide, to the extent reasonably possible and net of expenses: (a) exposure to the performance of an index of large and mid-cap securities across emerging markets (currently, the MSCI Emerging Markets Index); and (b) high monthly distributions of dividend income and call option premiums. To generate premiums, EMCL will be exposed to a dynamic covered call option writing program.

EMCL will also employ leverage (not to exceed the limits on use of leverage described under "Investment Strategies" of the fund's prospectus) through cash borrowing and will generally endeavour to maintain a leverage ratio of approximately 125%.

KEY INFORMATION

As at Jul. 19, 2024

Ticker	EMCL
CUSIP	379935109
Inception Date	May 28, 2024
Exchange	Cboe Canada
Currency	CAD
Currency Hedging	No currency hedging is employed
Net Assets	\$2,514,247

MANAGEMENT FEES

Management Fee	0.85% (Plus applicable sales tax)
Management Expense Ratio	N/A (New ETF)

RISK RATING



Medium to High

TOP HOLDINGS (%)

As at Jul. 19, 2024


GLOBAL X MSCI EMERGING MARKETS COVERED CALL ETF/TO RONTO	124.84%
CASH	0.28%

Holdings are subject to change.

FUND DETAILS

Investment Manager	Global X Investments Canada Inc.
Eligibility	All Registered and Non-Registered Investment Accounts
Benchmark	MSCI Emerging Markets Index

PREVIOUS 12-MONTH DISTRIBUTIONS



DISTRIBUTION DETAILS

Most Recent Distributions Per Unit	\$0.14000
12-Month Trailing Yield	--
Distribution Frequency	Monthly
Record Date	Jun. 28, 2024



ANNUALIZED PERFORMANCE (%)

	1M	3M	6M	YTD	1Y	3Y	5Y	10Y	Since Inception*
Fund	--	--	--	--	--	--	--	--	--
Index	--	--	--	--	--	--	--	--	--

*Investment fund regulations restrict the presentation of performance figures until a fund reaches its one-year anniversary.

The indicated rates of return are the historical annual compounded total returns, including changes in unit/share value and reinvestment of all distributions, and do not take into account sales, redemption, distribution or optional charges, or income taxes payable by any securityholder that would have reduced returns. Additionally, index returns do not take into account management, operating, or trading expenses. The rates of return above are not indicative of future returns. Investment funds are not guaranteed, their values change frequently, and past performance may not be repeated. The indices are not directly investible. Only the returns for periods of one year or greater are annualized returns.

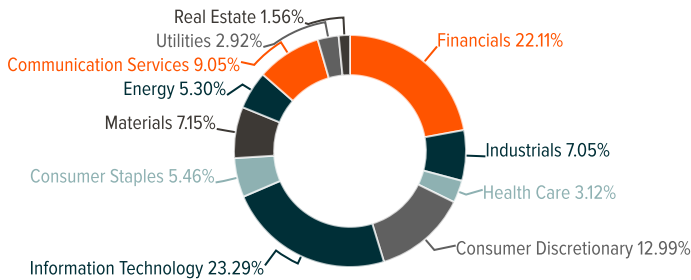
CALENDAR YEAR PERFORMANCE (%)

	2016	2017	2018	2019	2020	2021	2022	2023
Fund	--	--	--	--	--	--	--	--
Index	--	--	--	--	--	--	--	--

Investment fund regulations restrict the presentation of performance figures until a fund reaches its one-year anniversary.

TOP SECTOR ALLOCATIONS (%)

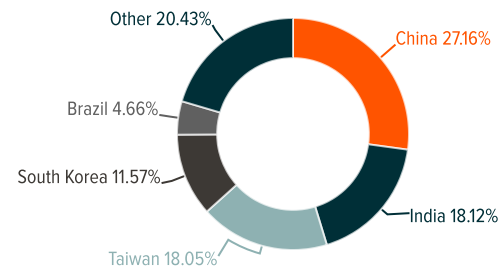
As at May 31, 2024



Index Allocations are subject to change.

TOP GEOGRAPHIC EXPOSURE (%)

As at May 31, 2024



Index Exposures are subject to change.

DEFINITIONS

Annualized Distribution Yield: The most recent regular distribution (excluding additional year end distributions) annualized for frequency, divided by current NAV.

Management Expense Ratio: Management expense ratio ("MER") is based on total expenses, including sales tax, (excluding commissions and other portfolio transaction costs) for the stated period for each ETF and is expressed as an annualized percentage of each ETF's daily average net asset value during the period. Out of its management fees, the Manager pays for such services to the ETF as investment manager compensation, service fees and marketing.

Net Assets: The value of all assets, less the value of all liabilities, at a particular point in time. (Includes all classes of this ETF.)

Risk Rating: Risk Rating is based on how much the ETF's returns have changed from year to year. It doesn't tell you how volatile the ETF will be in the future. The rating can change overtime. An ETF with a low risk rating can still lose money.

12-Month Trailing Yield: The yield an investor would have received if they had held the ETF over the last twelve months stated as a percentage of the net asset value per unit on the last business day of the most recent month-end.

Index 12-Month Trailing Yield: Where the Index yield is not provided directly from the index provider the weighted average trailing yield of index constituents (based on the sum of their trailing dividend yields over the previous 12 months divided by the price at the close of the last business day of the last month end) has been used. Gross or net dividend amounts are used based on the local market convention.

Current Index Yield: Where the Index yield is not provided directly from the index provider the weighted average yield of index constituents (based on the sum of the indicated dividend yield [defined as the most recently announced dividend amount, annualized based on the dividend frequency, then divided by the market price as at the close of the last business day of the last month end] of all index constituent securities) has been used. Gross or net dividend amount is used based on market convention.

For more information, please refer to the Fund's Annual or Interim Management Reports of Fund Performance and visit its web page.

Commissions, management fees, and expenses all may be associated with an investment in products (the "Global X Funds") managed by Global X Investments Canada Inc. The Global X Funds are not guaranteed, their values change frequently and past performance may not be repeated. Certain Global X Funds may have exposure to leveraged investment techniques that magnify gains and losses which may result in greater volatility in value and could be subject to aggressive investment risk and price volatility risk. Such risks are described in the prospectus. The Global X Money Market Funds are not covered by the Canada Deposit Insurance Corporation, the Federal Deposit Insurance Corporation, or any other government deposit insurer. There can be no assurances that the money market fund will be able to maintain its net asset value per security at a constant amount or that the full amount of your investment in the Funds will be returned to you. Past performance may not be repeated. The prospectus contains important detailed information about the Global X Funds. **Please read the relevant prospectus before investing.**

This communication is intended for informational purposes only and does not constitute an offer to sell or the solicitation of an offer to purchase investment products (the "Global X Funds") managed by Global X Investments Canada Inc. and is not, and should not be construed as, investment, tax, legal or accounting advice, and should not be relied upon in that regard. Individuals should seek the advice of professionals, as appropriate, regarding any particular investment. Investors should consult their professional advisors prior to implementing any changes to their investment strategies. These investments may not be suitable to the circumstances of an investor.

Global X Investments Canada Inc. ("Global X") is a wholly owned subsidiary of Mirae Asset Global Investments Co., Ltd. ("Mirae Asset"), the Korea-based asset management entity of Mirae Asset Financial Group. Global X is a corporation existing under the laws of Canada and is the manager, investment manager and trustee of the Global X Funds.