

REASONS TO CONSIDER

International Growth Opportunities

Passively managed, physically replicated exposure to the growth of leading companies across various industries in economies within the EAFE region that have demonstrated strong growth potential.

Diversified Exposure

Exposure to 750+ large and mid-cap companies across 21 Developed Markets countries around the world, excluding the U.S. and Canada tracked by the MSCI EAFE Index.

Reduced Tech Exposure

The MSCI EAFE Index provides exposure to markets beyond Canada and the United States, without a big tech presence—the big three EAFE sectors are financials, industrials, and health care.

INVESTMENT OBJECTIVE

EAFX seeks to replicate, to the extent reasonably possible and net of expenses, the performance of an index that is designed to measure the performance of large and mid-cap securities across developed markets including countries in Europe, Australasia and the Far East, excluding the U.S. and Canada (currently, the MSCI EAFE Index).

TOP HOLDINGS (%)

As at Oct. 15, 2024

iShares Core MSCI EAFE ETF (IEFA)	12.64%	AstraZeneca PLC	1.22%
NOVO NORDISK A/S DKK0.1 B	1.95%	Novartis AG	1.17%
ASML Holding NV	1.48%	Roche Holding AG - Partcptn	1.13%
Nestle SA CH N	1.32%	Shell PLC	1.07%
Sap SE	1.22%	LVMH Moet Hennessy Louis Vuitton SE	0.96%

Holdings are subject to change.

ANNUALIZED PERFORMANCE (%)

	1M	3M	6M	YTD	1Y	3Y	5Y	10Y	Since Inception*
Fund	--	--	--	--	--	--	--	--	--
Index	--	--	--	--	--	--	--	--	--

*Investment fund regulations restrict the presentation of performance figures until a fund reaches its one-year anniversary.

The indicated rates of return are the historical annual compounded total returns, including changes in unit/share value and reinvestment of all distributions, and do not take into account sales, redemption, distribution or optional charges, or income taxes payable by any securityholder that would have reduced returns. Additionally, index returns do not take into account management, operating, or trading expenses. The rates of return above are not indicative of future returns. Investment funds are not guaranteed, their values change frequently, and past performance may not be repeated. The indices are not directly investible. Only the returns for periods of one year or greater are annualized returns.

CALENDAR YEAR PERFORMANCE (%)

	2016	2017	2018	2019	2020	2021	2022	2023
Fund	--	--	--	--	--	--	--	--
Index	--	--	--	--	--	--	--	--

Investment fund regulations restrict the presentation of performance figures until a fund reaches its one-year anniversary.



KEY INFORMATION


As at Oct. 16, 2024

Ticker	EAFX
CUSIP	37962B103
Inception Date	May 14, 2024
Exchange	Cboe Canada
Currency	CAD
Currency Hedging	No currency hedging is employed
Net Assets	\$79,340,425

MANAGEMENT FEES

Management Fee	0.20% (Plus applicable sales tax)
Management Expense Ratio	N/A (New ETF)

RISK RATING



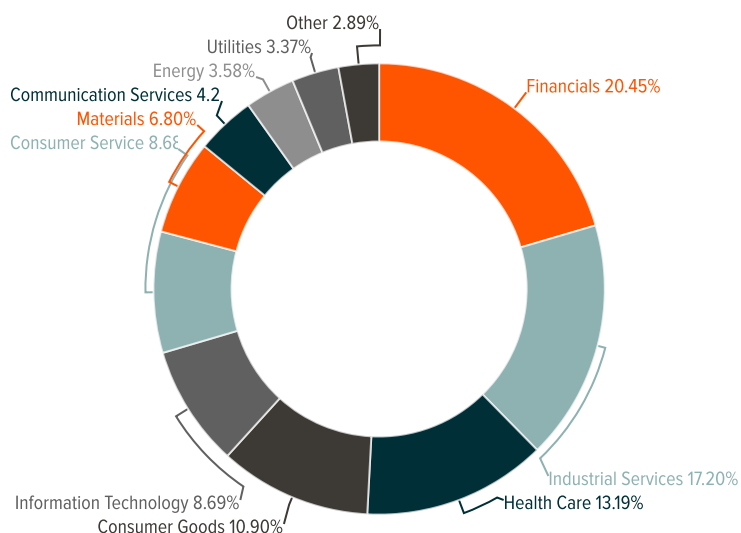
FUND DETAILS

Investment Manager	Global X Investments Canada Inc.
Eligibility	All Registered and Non-Registered Investment Accounts
Benchmark	MSCI EAFE Index
Bloomberg Index Ticker	NDDUEAFE



TOP SECTOR ALLOCATIONS (%)

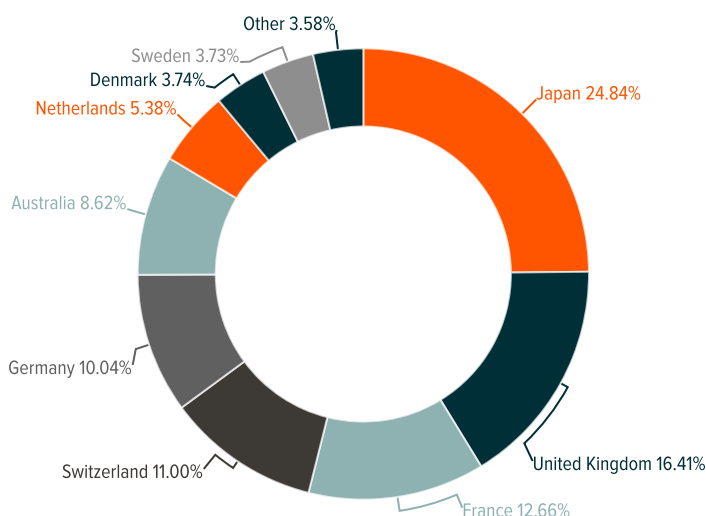
As at Sep. 30, 2024



Underlying Fund Allocations above are subject to change.

TOP GEOGRAPHIC EXPOSURE (%)

As at Sep. 30, 2024



Underlying Fund Exposures above are subject to change.

DEFINITIONS

Annualized Distribution Yield: The most recent regular distribution (excluding additional year end distributions) annualized for frequency, divided by current NAV.

Management Expense Ratio: Management expense ratio ("MER") is based on total expenses, including sales tax, (excluding commissions and other portfolio transaction costs) for the stated period for each ETF and is expressed as an annualized percentage of each ETF's daily average net asset value during the period. Out of its management fees, the Manager pays for such services to the ETF as investment manager compensation, service fees and marketing.

Net Assets: The value of all assets, less the value of all liabilities, at a particular point in time. (Includes all classes of this ETF.)

Risk Rating: Risk Rating is based on how much the ETF's returns have changed from year to year. It doesn't tell you how volatile the ETF will be in the future. The rating can change overtime. An ETF with a low risk rating can still lose money.

12-Month Trailing Yield: The yield an investor would have received if they had held the ETF over the last twelve months stated as a percentage of the net asset value per unit on the last business day of the most recent month-end.

Index 12-Month Trailing Yield: Where the Index yield is not provided directly from the index provider the weighted average trailing yield of index constituents (based on the sum of their trailing dividend yields over the previous 12 months divided by the price at the close of the last business day of the last month end) has been used. Gross or net dividend amounts are used based on the local market convention.

Current Index Yield: Where the Index yield is not provided directly from the index provider the weighted average yield of index constituents (based on the sum of the indicated dividend yield [defined as the most recently announced dividend amount, annualized based on the dividend frequency, then divided by the market price as at the close of the last business day of the last month end] of all index constituent securities) has been used. Gross or net dividend amount is used based on market convention.

For more information, please refer to the Fund's Annual or Interim Management Reports of Fund Performance and visit its web page.

Commissions, management fees, and expenses all may be associated with an investment in products (the "Global X Funds") managed by Global X Investments Canada Inc. The Global X Funds are not guaranteed, their values change frequently and past performance may not be repeated. Certain Global X Funds may have exposure to leveraged investment techniques that magnify gains and losses which may result in greater volatility in value and could be subject to aggressive investment risk and price volatility risk. Such risks are described in the prospectus. The Global X Money Market Funds are not covered by the Canada Deposit Insurance Corporation, the Federal Deposit Insurance Corporation, or any other government deposit insurer. There can be no assurances that the money market fund will be able to maintain its net asset value per security at a constant amount or that the full amount of your investment in the Funds will be returned to you. Past performance may not be repeated. The prospectus contains important detailed information about the Global X Funds. **Please read the relevant prospectus before investing.**

This communication is intended for informational purposes only and does not constitute an offer to sell or the solicitation of an offer to purchase investment products (the "Global X Funds") managed by Global X Investments Canada Inc. and is not, and should not be construed as, investment, tax, legal or accounting advice, and should not be relied upon in that regard. Individuals should seek the advice of professionals, as appropriate, regarding any particular investment. Investors should consult their professional advisors prior to implementing any changes to their investment strategies. These investments may not be suitable to the circumstances of an investor.

Global X Investments Canada Inc. ("Global X") is a wholly owned subsidiary of Mirae Asset Global Investments Co., Ltd. ("Mirae Asset"), the Korea-based asset management entity of Mirae Asset Financial Group. Global X is a corporation existing under the laws of Canada and is the manager, investment manager and trustee of the Global X Funds.