



REASONS TO CONSIDER

Diversified Commodity Exposure

Access producers across precious metals, energy, and base metals—including gold, silver, copper, lithium, oil and gas, natural gas, and uranium—in a single holding. This broad mix may help reduce reliance on any one commodity, expand potential sources of return, and minimize the guesswork of trying to pick which segment may outperform each year.

All-in-One Simplicity

Instead of managing multiple single-sector funds, access a diversified portfolio of commodity producers through a single trade. CMCC can help simplify implementation, rebalancing, and ongoing portfolio maintenance, making commodity exposure easier to put to work in a portfolio.

Monthly Income

An actively managed covered call strategy designed to generate consistent option premium income. By adjusting coverage across sectors based on market conditions, the strategy aims to enhance yield and help cushion volatility, while preserving exposure to the long-term growth potential across diversified commodity producers.*

*Covered call writing can limit the upside potential of the underlying security

INVESTMENT OBJECTIVE

CMCC seeks to provide, to the extent possible and net of expenses: (a) exposure to the performance of a broad range of commodity producers globally, including companies in the energy, metals and mining sectors, as well as other commodity producers related exposures, either directly or through investing in exchange traded funds; and (b) at least monthly distributions of dividend income and call option premiums. To mitigate downside risk and generate premiums, CMCC employs a dynamic covered call option writing program.

KEY INFORMATION

As at May 29, 2026

Ticker	CMCC
CUSIP	37966H106
Inception Date	May 12, 2026
Exchange	Toronto Stock Exchange
Currency	CAD
Currency Hedging	No currency hedging is employed
Net Assets	\$1,943,286

MANAGEMENT FEES

Management Fee	0.65% (Plus applicable sales tax)
Management Expense Ratio	N/A (New ETF)

RISK RATING



TOP HOLDINGS (%)

As at May 29, 2026

Global X Can Oil and Gas Eq Cov Call ETF (ENCC)	25.21%	Global X Uranium Covered Call ETF (URCC)	6.41%
Global X Gold Producer Equity Cov Call ETF (GLCC)	23.88%	Antero Resources Corp	2.35%
Global X Copper Producer Equ Cov Call ETF (CPCC)	21.28%	EQT Corp	2.33%
Global X Silver Miners Covered Call ETF (SVCC)	8.96%	Devon Energy Corp	2.28%
Global X Lithium & Battery Tech ETF (LIT)	6.85%	CASH	0.42%

Holdings are subject to change.

FUND DETAILS

Investment Manager	Global X Investments Canada Inc.
Eligibility	All Registered and Non-Registered Investment Accounts

ANNUALIZED PERFORMANCE (%)

	1M	3M	6M	YTD	1Y	3Y	5Y	10Y	Since Inception
Fund	--	--	--	--	--	--	--	--	--

Investment fund regulations restrict the presentation of performance figures until a fund reaches its one-year anniversary.

The indicated rates of return are the historical annual compounded total returns, including changes in unit/share value and reinvestment of all distributions, and do not take into account sales, redemption, distribution or optional charges, or income taxes payable by any securityholder that would have reduced returns. Additionally, index returns do not take into account management, operating, or trading expenses. The rates of return above are not indicative of future returns. Investment funds are not guaranteed, their values change frequently, and past performance may not be repeated. The indices are not directly investible. Only the returns for periods of one year or greater are annualized returns.

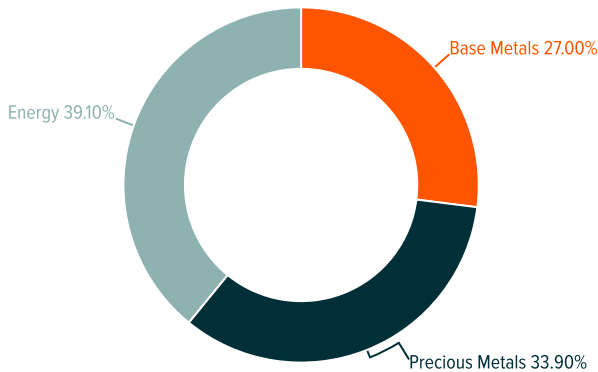
CALENDAR YEAR PERFORMANCE (%)

	2018	2019	2020	2021	2022	2023	2024	2025
Fund	--	--	--	--	--	--	--	--

Investment fund regulations restrict the presentation of performance figures until a fund reaches its one-year anniversary.

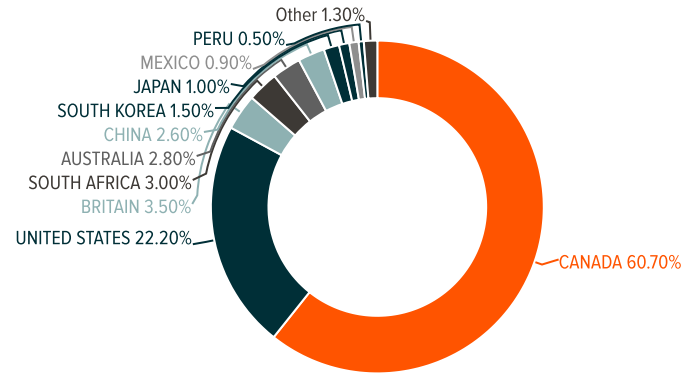


TOP SECTOR ALLOCATIONS (%) As at May 13, 2026



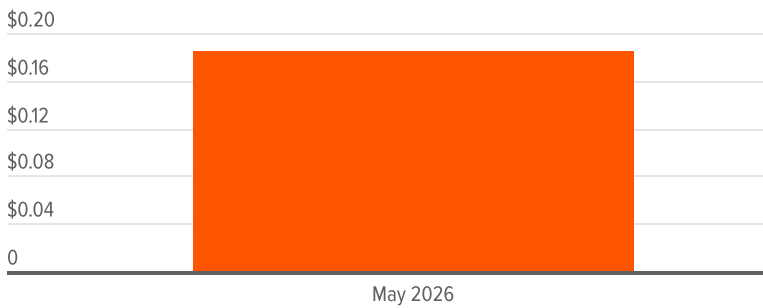
Holdings are subject to change.

TOP GEOGRAPHIC EXPOSURE (%) As at May 13, 2026



Holdings are subject to change.

PREVIOUS 12-MONTH DISTRIBUTIONS



DISTRIBUTION DETAILS

Most Recent Distributions Per Unit	\$0.18500
Distribution Frequency	Monthly
Record Date	May 29, 2026

DEFINITIONS

Annualized Distribution Yield: The most recent regular distribution (excluding additional year end distributions) annualized for frequency, divided by current NAV.

Management Expense Ratio: Management expense ratio ("MER") is based on total expenses, including sales tax, (excluding commissions and other portfolio transaction costs) for the stated period for each ETF and is expressed as an annualized percentage of each ETF's daily average net asset value during the period. Out of its management fees, the Manager pays for such services to the ETF as investment manager compensation, service fees and marketing.

Net Assets: The value of all assets, less the value of all liabilities, at a particular point in time. (Includes all classes of this ETF.)

Risk Rating: Risk Rating is based on how much the ETF's returns have changed from year to year. It doesn't tell you how volatile the ETF will be in the future. The rating can change overtime. An ETF with a low risk rating can still lose money.

12-Month Trailing Yield: The yield an investor would have received if they had held the ETF over the last twelve months stated as a percentage of the net asset value per unit on the last business day of the most recent month-end.

For more information, please refer to the Fund's Annual or Interim Management Reports of Fund Performance and visit its web page.

Commissions, management fees, and expenses all may be associated with an investment in products (the "Global X Funds") managed by Global X Investments Canada Inc. The Global X Funds are not guaranteed, their values change frequently and past performance may not be repeated. Certain Global X Funds may have exposure to leveraged investment techniques that magnify gains and losses which may result in greater volatility in value and could be subject to aggressive investment risk and price volatility risk. Such risks are described in the prospectus. The Global X Money Market Funds are not covered by the Canada Deposit Insurance Corporation, the Federal Deposit Insurance Corporation, or any other government deposit insurer. There can be no assurances that the money market fund will be able to maintain its net asset value per security at a constant amount or that the full amount of your investment in the Funds will be returned to you. Past performance may not be repeated. The prospectus contains important detailed information about the Global X Funds. **Please read the relevant prospectus before investing.**

This communication is intended for informational purposes only and does not constitute an offer to sell or the solicitation of an offer to purchase investment products (the "Global X Funds") managed by Global X Investments Canada Inc. and is not, and should not be construed as, investment, tax, legal or accounting advice, and should not be relied upon in that regard. Individuals should seek the advice of professionals, as appropriate, regarding any particular investment. Investors should consult their professional advisors prior to implementing any changes to their investment strategies. These investments may not be suitable to the circumstances of an investor.

Global X Investments Canada Inc. ("Global X") is a wholly owned subsidiary of Mirae Asset Global Investments Co., Ltd. ("Mirae Asset"), the Korea-based asset management entity of Mirae Asset Financial Group. Global X is a corporation existing under the laws of Canada and is the manager, investment manager and trustee of the Global X Funds.

© 2026 Global X Investments Canada Inc. All Rights Reserved.